

Conch Venture

2021 Results Presentation



CONTENTS

1

Financial Information

2

Business Highlights

3


Performance Review

4

Outlook

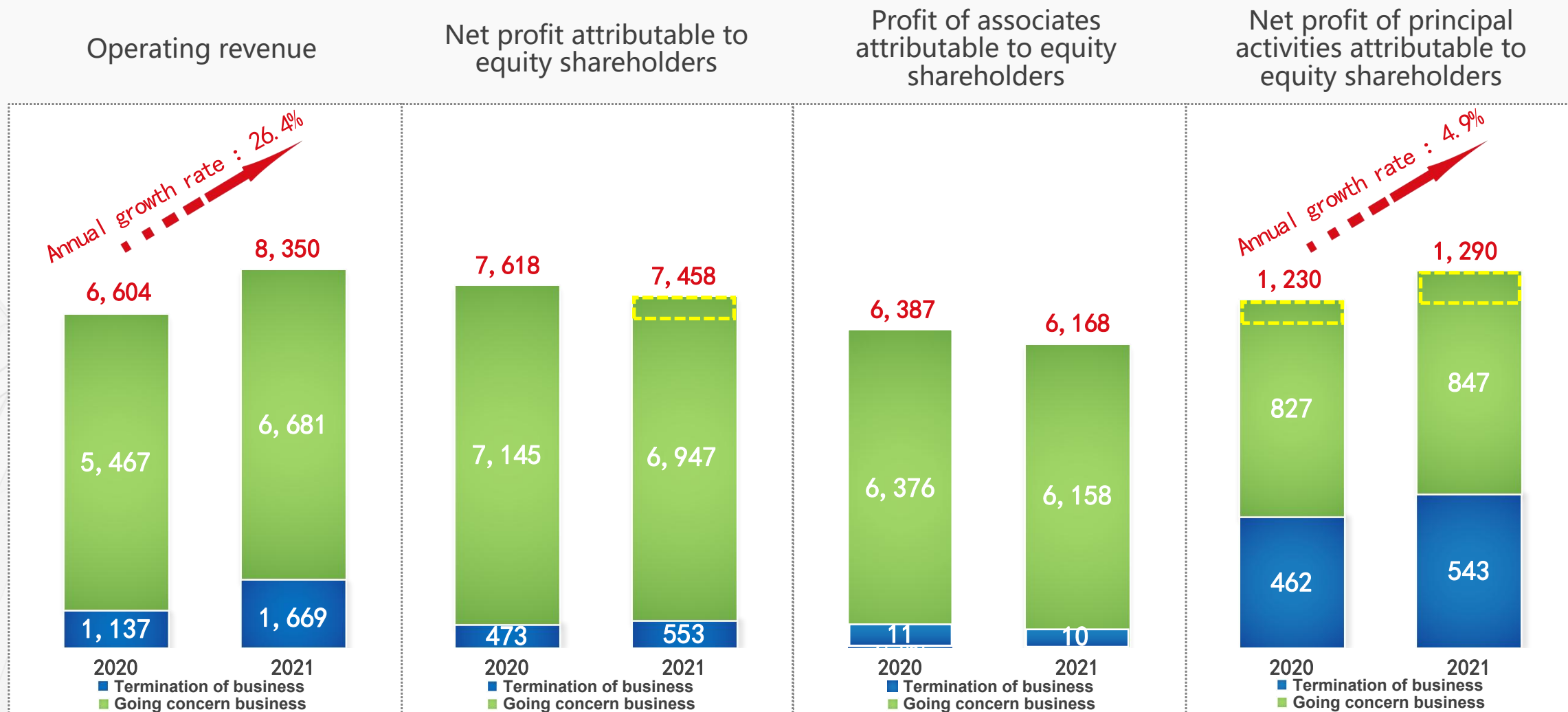
1

Financial Information



1.1 Operating Result

(RMB million)



Note: solid waste disposal refers to the termination of business of the group. The net profit of the main business attributable to equity shareholders from continuing operations is the amount after deducting the influence factors of dividend tax.

1.2 Financial Position

(RMB million)

Assets

2020	54,328
2021	68,918



26.9%



Liabilities

2020	14,350
2021	22,262



55.1%



Equity attributable to equity shareholders

2020	38,565
2021	45,269



17.4%



Liabilities/ assets ratio

2020	26.4%
2021	32.3%



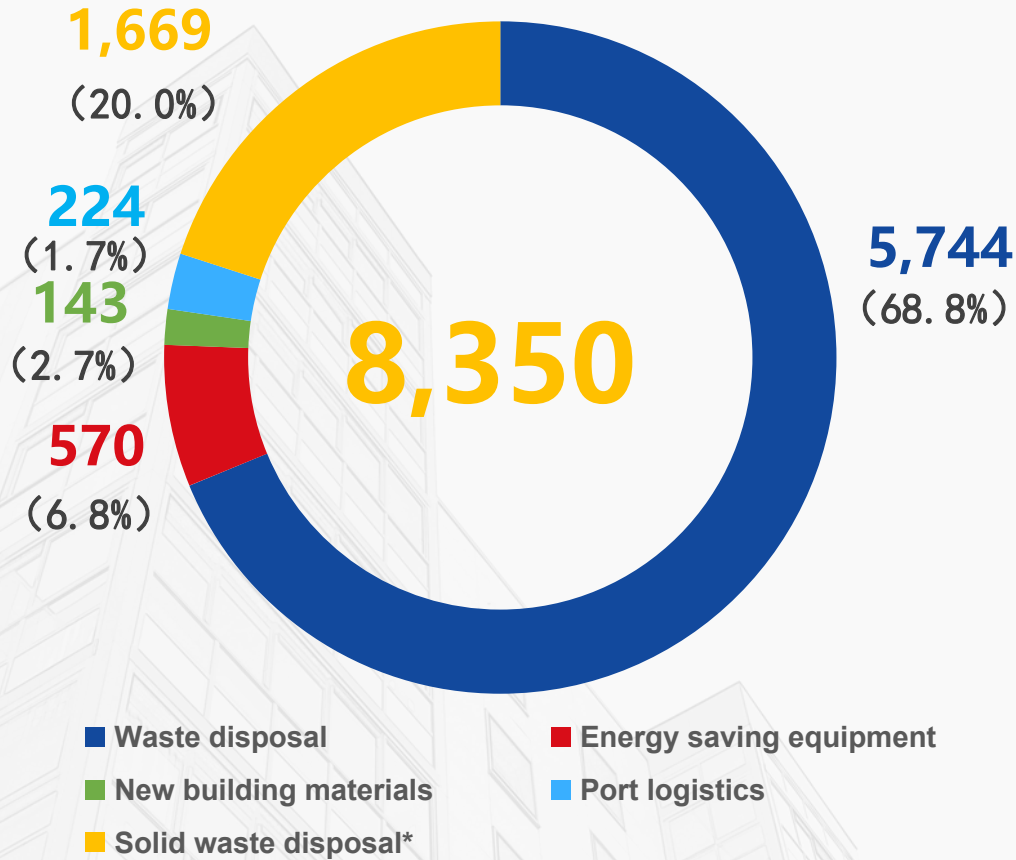
5.9%



1.3 Segment revenue and net profit from equity

Business income

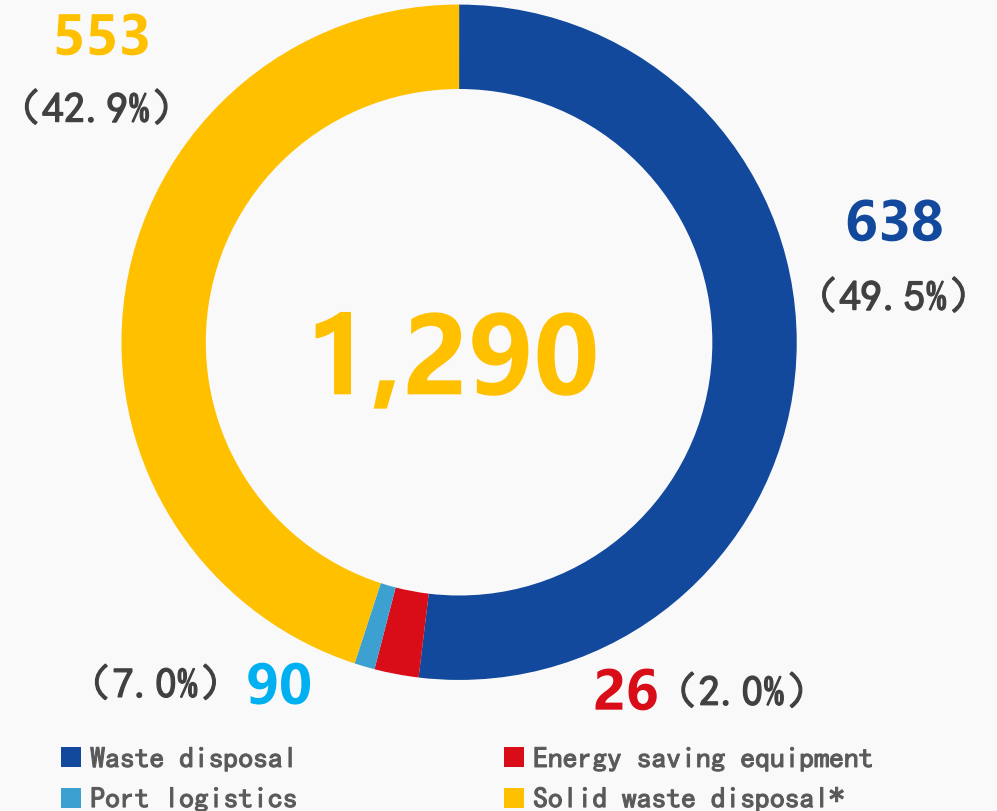
(RMB million)



Note: solid waste disposal refers to the termination of business of the group.

Net profit from equity


(RMB million)



Note: interest on convertible bonds and dividend tax are deducted from the net profit of waste disposal attributable to the parent company.



Business Highlights



2.1 Steady progress in market expansion

- ◆ Up to now, the company has signed **25** new environmental protection projects, including **23** waste disposal projects (including **10** M & A projects) and **2** new energy materials projects.
- ◆ Up to now, the company's business territory has been extended to **22** provinces (cities and autonomous regions) and Vietnam, Sri Lanka and other places, promoting and signing **95** environmental protection projects. Among them, there are **81** grate furnace garbage power generation projects, **10** cement kiln garbage disposal projects, **2** black and smelly water treatment projects and **2** new energy materials projects, which have formed a scale of about **17.53 million tons (50300 tons / day)** of domestic garbage.

240+
Group subsidiaries
(PCs.)

7,500+
In service
employees



2.4 Actively acquire Jinjiang environment and Agile environ protection projects

While actively responding to the "double carbon" target strategy and developing the green energy industry, the company does not forget to deeply cultivate its core business, continuously consolidate its waste disposal business capacity, timely carry out project mergers and acquisitions, focus on the integration of high-quality resources, and inject surging new energy into the high-quality development of the company.



◆ Jinjiang environmental project

Jiangxi Jingsheng environmental protection Co., Ltd
Guizhou Jinning new energy Co., Ltd
Hohhot Jiasheng new energy Co., Ltd
Inner Mongolia Pratt Transportation Energy Co., Ltd
Jilin Shuangjia environmental protection and energy utilization Co., Ltd

◆ Agile project

Jinxiang Shengyun environmental protection power Co., Ltd
Luanzhou Yaxin environmental protection energy Co., Ltd
Guanxian Guohuan waste treatment Co., Ltd
Guantao County just in time environmental protection technology Co., Ltd
Chiping Guohuan renewable energy Co., Ltd

2.2 Included in the national renewable energy power generation project subsidy company

Up to now, the group has included **22** grate waste power generation projects into the national subsidy list of renewable energy power generation projects, involving a processing capacity of **5.14 million tonnes / year (14850 tonnes / day)**.



	Project location	Processing capacity
1	Jinzhai, Anhui Province (phase I)	100,000 tonnes/year (300 tonnes/day)
2	Huoqiu, Anhui Province	2x140,000 tonnes/year (2x400 tonnes/day)
3	Shache, Xinjiang Province	2x100,000 tonnes/year (2x300 tonnes/day)
4	Bole, Xinjiang Province	100,000 tonnes/year (300 tonnes/day)
5	Xianyang, Shaanxi Province	2x250,000 tonnes/year (2x750 tonnes/day)
6	Sishui, Shandong Province	140,000 tonnes/year (400 tonnes/day)
7	Yanshan, Yunnan Province	100,000 tonnes/year (300 tonnes/day)
8	Songming, Yunnan Province	100,000 tonnes/year (300 tonnes/day)
9	Lixian, Hunan Province	2x140,000 tonnes/year (2x400 tonnes/day)
10	Shanggao, Jiangxi Province	140,000 tonnes/year (400 tonnes/day)
11	Yiyang, Jiangxi Province	2x100,000 tonnes/year (2x300 tonnes/day)
12	Tongren, Guizhou Province	2x100,000 tonnes/year (2x300 tonnes/day)
13	Tengchong, Yunnan Province	100,000 tonnes/year (300 tonnes/day)
14	Yang County, Shaanxi Province	100,000 tonnes/year (300 tonnes/day)
15	Guantao County, Hebei Province	180,000 tonnes/year (500 tonnes/day)
16	ChiPing, Shandong Province	200,000 tonnes/year (600 tonnes/day)
17	Guan County, Shandong Province	200,000 tonnes/year (600 tonnes/day)
18	Jinxiang County, Shandong Province	280,000 tonnes/year (800 tonnes/day)
19	Jilin City, Jilin Province	540,000 tonnes/year (1,500 tonnes/day)
20	Hohhot City, Inner Mongolia (phase I)	360,000 tonnes/year (1,000 tonnes/day)
21	Baotou City, Inner Mongolia	480,000 tonnes/year (1,350 tonnes/day)
22	Jingdezhen, Jiangxi Province	360,000 tonnes/year (1,000 tonnes/day)
	Total	5.14 million tonnes/year (14850 tonnes/day)

2.3 Steadily expand new areas of environmental protection



Lithium iron phosphate cathode material project

Conch Venture and the Management Committee of Wuhu Economic Development Zone signed the investment agreement for the lithium iron phosphate cathode material project with an annual output of **500000 tons**, with a planned construction capacity of **500000 tons / year** and a scale of **50000 tons / year** in phase I.



Negative electrode material project of power energy storage battery

Conch Venture and Shangwei Co., Ltd. signed the new energy southwest manufacturing base project investment agreement with Leshan Municipal People's government and Leshan high tech Zone Management Committee. The planned construction capacity is **200000 tons / year**, and the scale of phase I construction is **40000 tons / year**.



China's first CKB lithium battery recycling project

It marks the successful completion of China's first set of CKB lithium battery recycling project, which is "**China's first and the world's leading**", and sounded the clarion call for the company to enter the new energy industry.

2.5 Enhanced Brand Value

Honors

Granted with Anhui Province Science and Technology Award

Granted with the third prize of Anhui Province Science and Technology Award for its important scientific research achievement of Key Technology Development and Application of Cement Kiln Joint Resource Treatment System for Urban Waste.

Elected as the vice president unit of Anhui Provincial Federation of Industrial Economics

Conch Venture was elected as Vice President of the Fourth Council of Anhui Province Federation of Industrial Economics at the Fourth General Assembly and the Fourth Meeting of Anhui Province Federation of Industrial Economics.

Listed in the list of "Top 500 Chinese Listed Companies by Market Value" for five consecutive years


With a market value of 56.9 billion yuan, Conch Venture ranked 355th on the list of the top 500 Chinese listed companies by market value in 2021.

Once again on the "Forbes Global 2000" list

In the 19th edition of the Forbes Global 2000 list, Conch Venture was ranked 1804th.

Listed in the 4th "New Fortune Best IR Hong Kong Listed Company" list

Conch Venture has been widely recognized by the industry for its outstanding performance and operational capabilities, and has been named to the fourth "New Fortune Best IR Hong Kong Listed Company" list.




353	瑞芯微	571
354	中材科技	571
355	海螺创业	569
356	高德红外	568
357	君实生物	567

1802	Kirkland Lake Gold	加拿大
1804	海螺创业	中国内地
1804	EPAM Systems	美国



3 Performance Review



3.1 Waste Incineration Solutions – Project Progress



Project in Baoshan-Yunnan



Project in Xianyang-Shaanxi



Project in Lujiang-Anhui



Project in Yiyang-Jiangxi

New Contract Projects: **23**

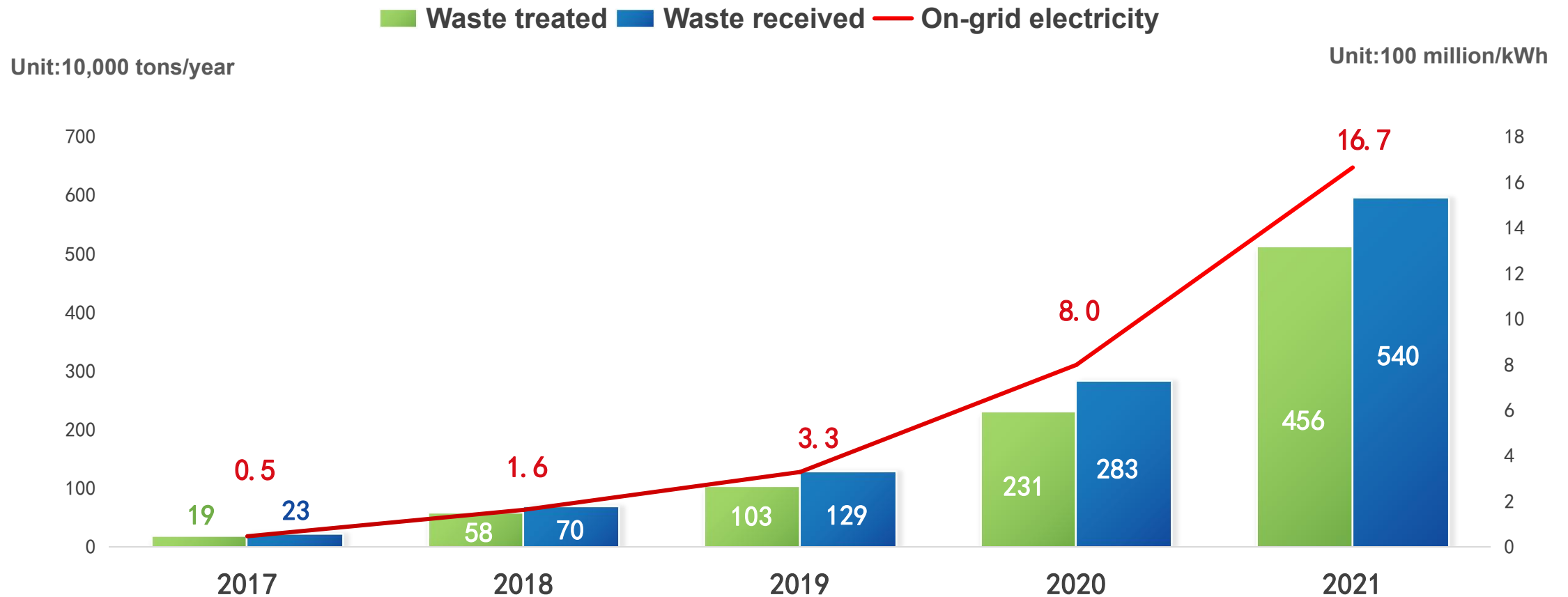
The company has successfully obtained **13** projects and **10** M & A projects, which located in Qingzhen in Guizhou Province, Wushan in Chongqing, Taonan in Jilin Province, Weichang in Hebei Province, Huayin in Shaanxi Province, Tai'an in Liaoning Province, Qiyang in Hunan Province, Meitan in Guizhou Province, Liangping in Chongqing, Haidong in Qinghai, Danjiangkou in Hubei Province, Yongde in Yunnan Province , Xuan Son in Vietnam .

The scale of newly added production capacity is about **567** million tons/year.

Cumulative projects that have been put into operation : **62**

Up to now, the scale of waste-to-energy production capacity (including mergers and acquisitions) that has been put into operation is **10.48**million tons/year (**30,500** tons/day);
The production capacity of the CKK segment is **740,000** tons/year (**2,200** tons/day).

3.2 Waste Incineration Solutions – Project Operations

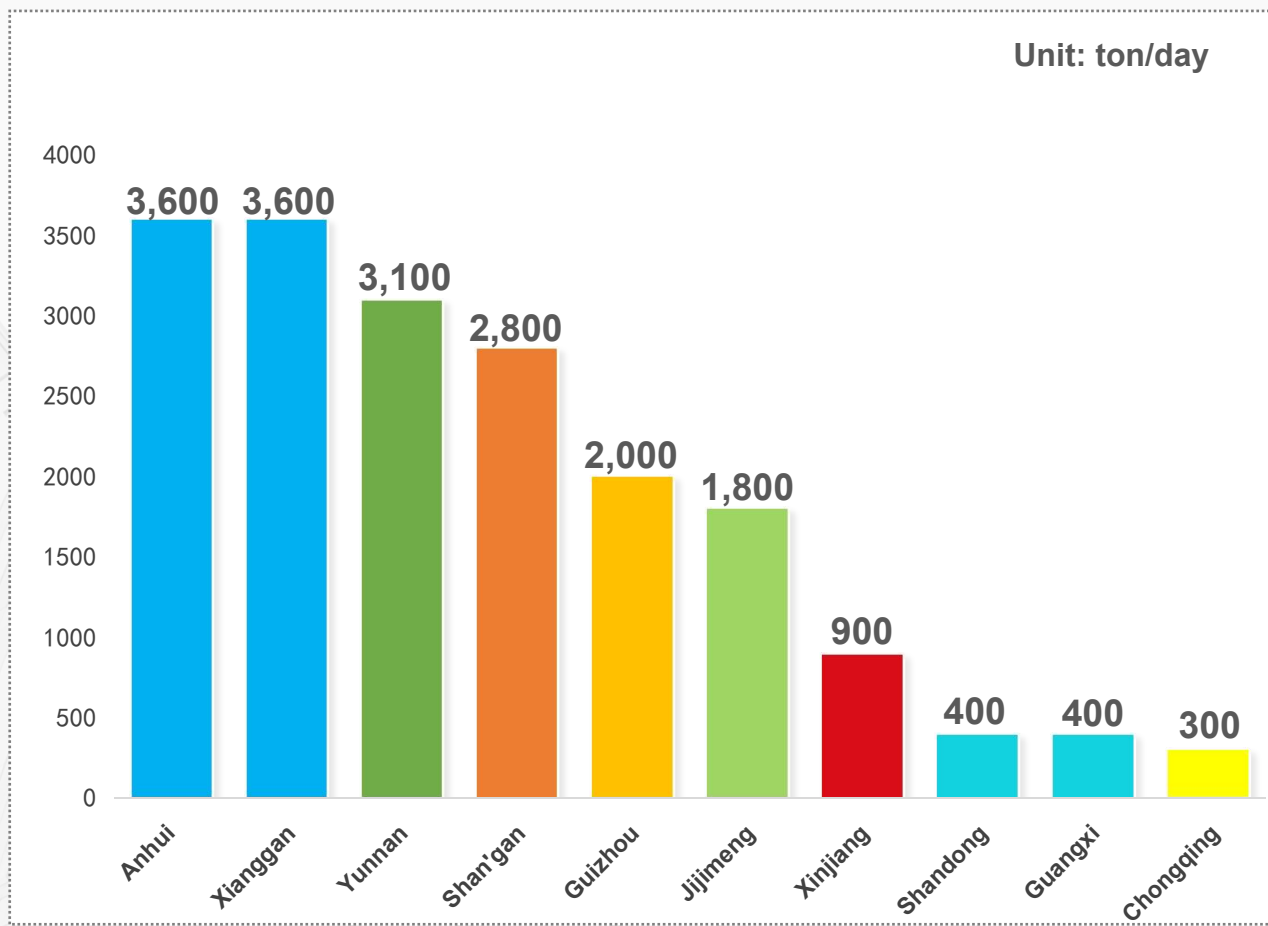


During the reporting period, the group's waste disposal business:

- ◆ A total of **5.96 million** tons of domestic waste were received, including **5.4 million** tons of waste power generation, a year-on-year increase of about **90.7%**.
- ◆ A total of **5.13 million** tons of domestic waste were disposed of, including **4.56 million** tons of waste power generation, a year-on-year increase of about **97.3%**.
- ◆ The waste power generation business achieved a total power generation of **1.97 billion kWh**, a year-on-year increase of **106.7%**; The total on grid power is **1.67 billion kWh** (including line loss), with a year-on-year increase of about **108.4%**.

3.2 Waste Incineration Solutions – Project Operations(continued)

During the reporting period, by implementing benchmarking management, strengthening technical transformation and technical measures, and expanding sources of high-quality waste through multiple channels, the Group further increased the on-grid electricity per ton.



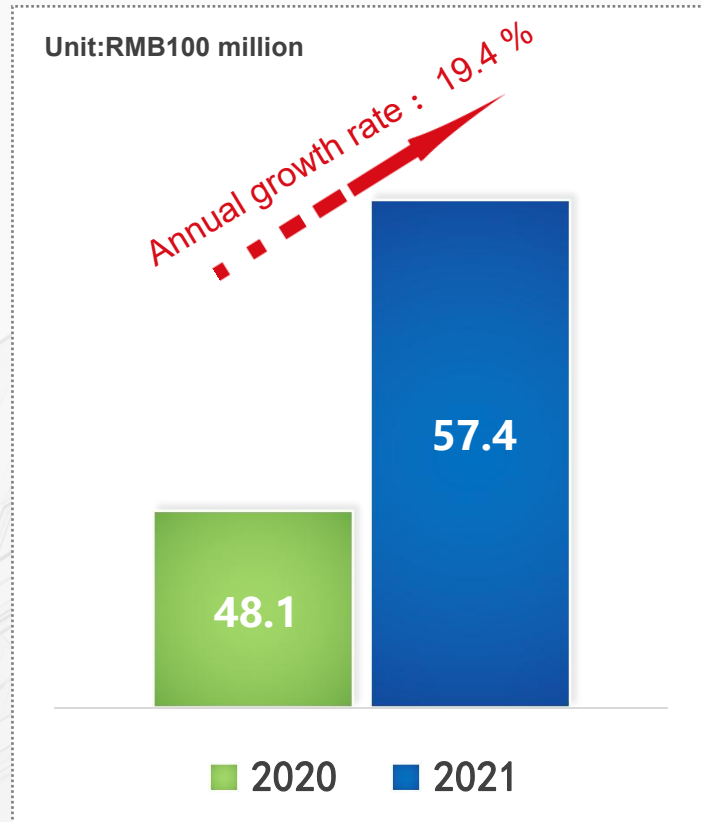
Operation Capacity Breakdown by Region



Average On-grid Electricity Of Each Ton Trend

3.3 Waste Incineration Solutions – Performance

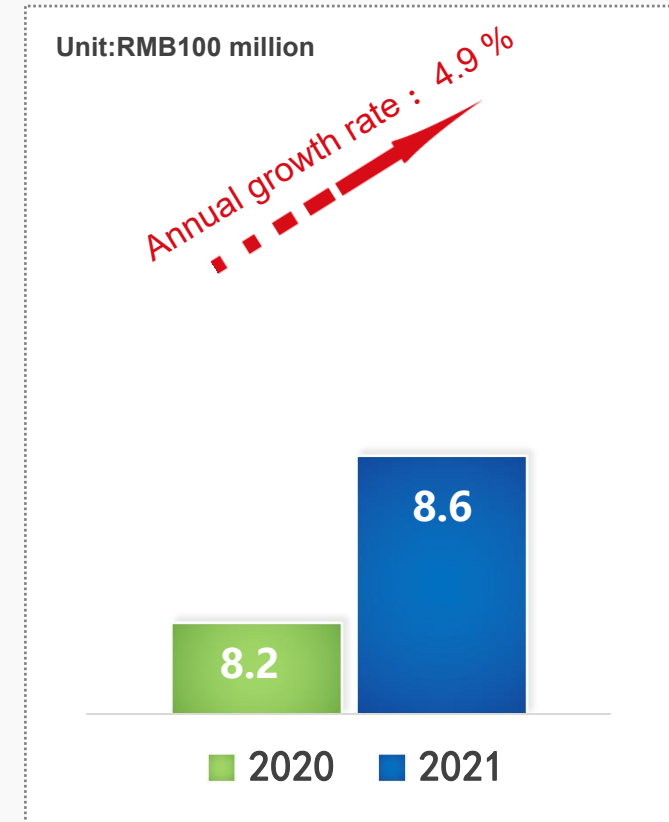
Operating revenue



Gross profit



Net profit attributable to parent company



- ◆ Achieved operating revenue of RMB **5.740 billion**, of which: construction period income was RMB **4.49 billion**, up **9.8%** YoY; operating revenue was RMB **1.25 billion**, up **73.9%** YoY.
- ◆ Achieved gross profit of RMB **1.37 billion**, up **17.1%** YoY.
- ◆ Achieved net profit attributable to parent company of **0.86 billion**, up **4.9%** YoY.

3.3 Waste Incineration Solutions – Performance(continued)

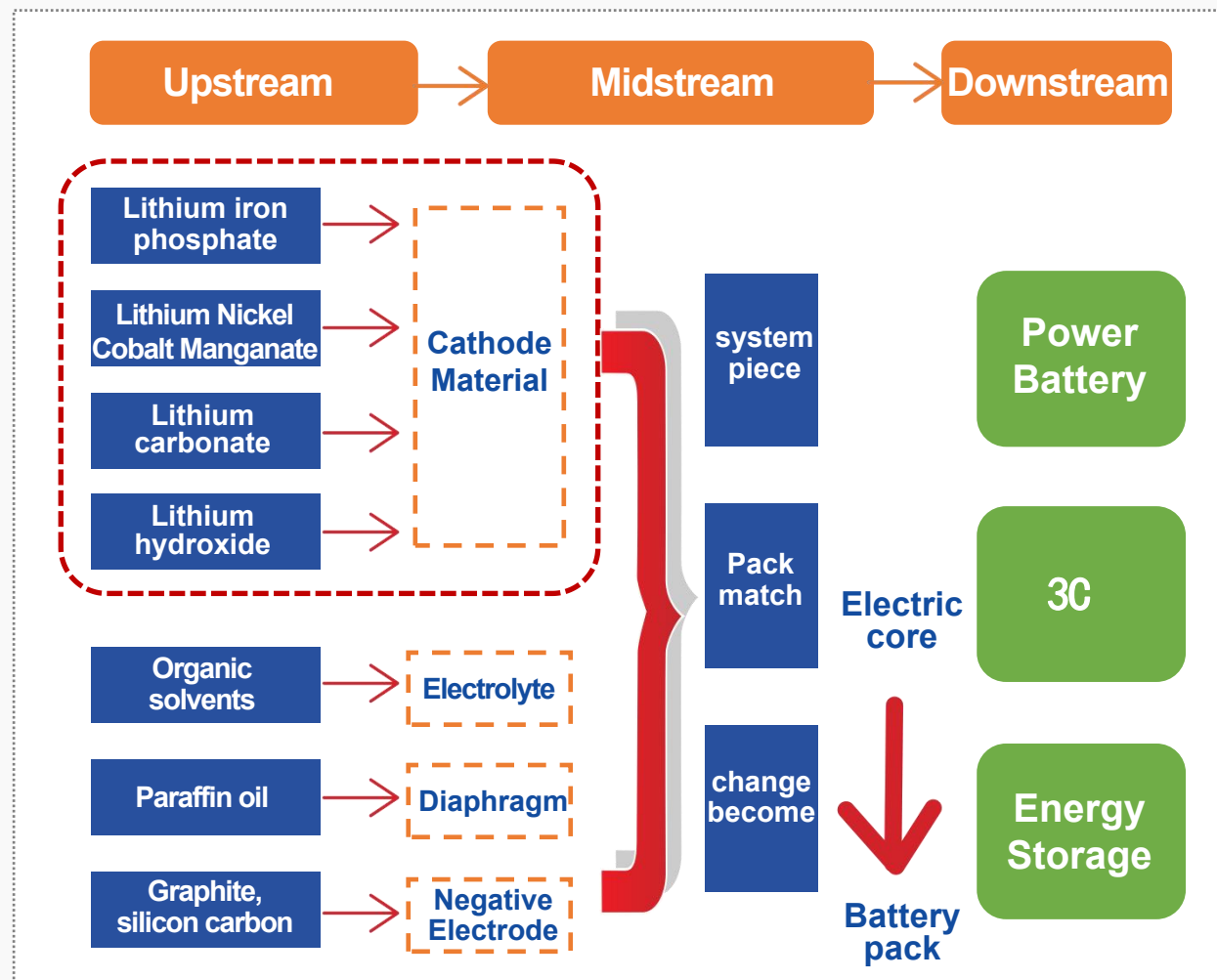
Revenue Composition	2021		2020		Change in amount (%)	Change in proportion (ppts)
	Amount (RMB million)	Proportion (%)	Amount (RMB million)	Proportion (%)		
Construction revenue	4,489	78.2	4,090	85.0	9.8	-6.9
Grate furnace waste power generation	4,442	77.3	4,071	84.6	9.1	-7.3
Waste treatment by cement kilns	47	0.8	19	0.4	153.4	0.4
Operating revenue	1,255	21.8	721	15.0	73.9	6.9
Grate furnace waste power generation	1,202	20.9	624	13.0	92.7	8.0
Waste treatment by cement kilns	53	0.9	98	2.0	-46.0	-1.1
Total	5,744	100.0	4,811	100.0	19.4	-

3.4 New Energy Materials - Cathode Materials

Overview of China's new energy industry policies



Schematic diagram of lithium battery industry chain



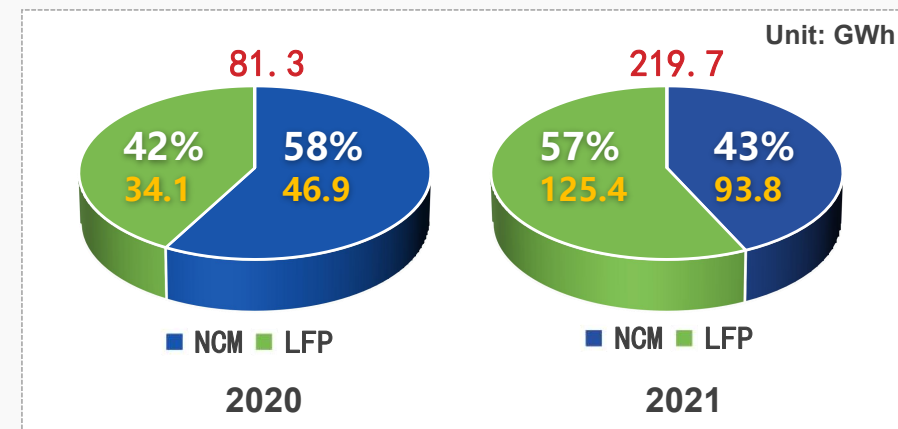
Data source: GGII, Caitong Securities Research Institute

3.4 New Energy Materials - Cathode Materials(continued)

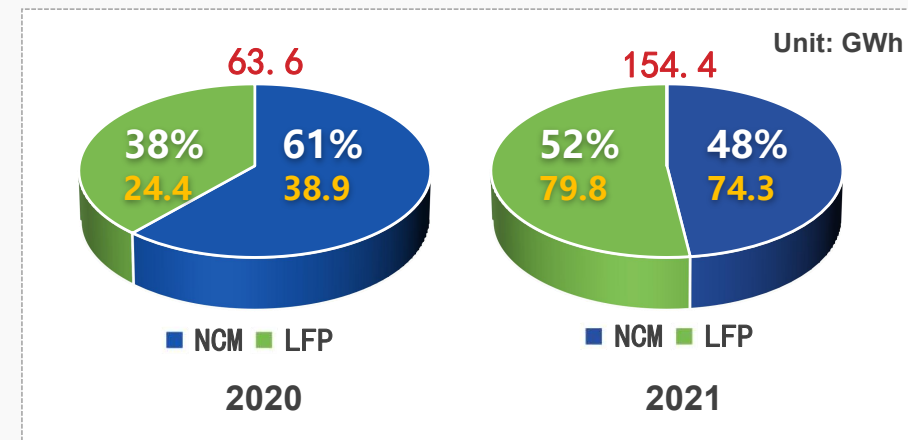
Performance comparison of different types of cathode materials for lithium batteries

Index	Lithium Iron Phosphate	Ternary Material		Lithium Cobaltate	Lithium Manganese Oxide
		Lithium Nickel Cobalt Manganate	Lithium Nickel Cobalt Aluminate		
Specific Capacity (mAh/g)	130-150	150-220	210-220	140-150	100-120
Cycle Life (Second-Rate)	≥2,000	≥1,000	≥500	≥500	≥500
Compaction Density (g/cm ³)	2.0-2.4	3.6-3.8	3.6-3.8	4.0-4.2	3.1-3.3
Cost	Low	Medium	Medium	High	Low
Advantage	High security, Environmentally friendly, Long life	Stable electrochemical performance , Good cycle performance	high energy density, Good low temperature performance	Stable charge and discharge, Simple production process	Abundant manganese resources, Low price, Good safety performance
Shortcoming	Poor low temperature , performance Low discharge voltage	Using a part of the metal drill, Drills are expensive	Poor high temperature performance, Poor safety performance, High production technology threshold	Cobalt is expensive, Low cycle life	Low energy density, Poor electrolyte compatibility

Production and proportion of lithium iron phosphate and ternary



Lithium iron phosphate and ternary installed capacity and proportion



Note: The output of lithium iron phosphate and ternary can be regarded as shipments.

3.4 New Energy Materials - Cathode Materials(continued)



Aerial view of the first-phase lithium iron phosphate cathode material project with an annual output of 50,000 tons



On-site construction drawing of cathode material project

Project Construction Overview

The company quickly entered the lithium iron phosphate (LFP) cathode material industry, introduced international advanced lithium iron phosphate intelligent complete sets of equipment, and adopted a unique nano-scale "lid phase synthesis" process technology, to make lithium iron phosphate cathode material which can be widely used in the field of lithium batteries.

Upstream raw material suppliers:

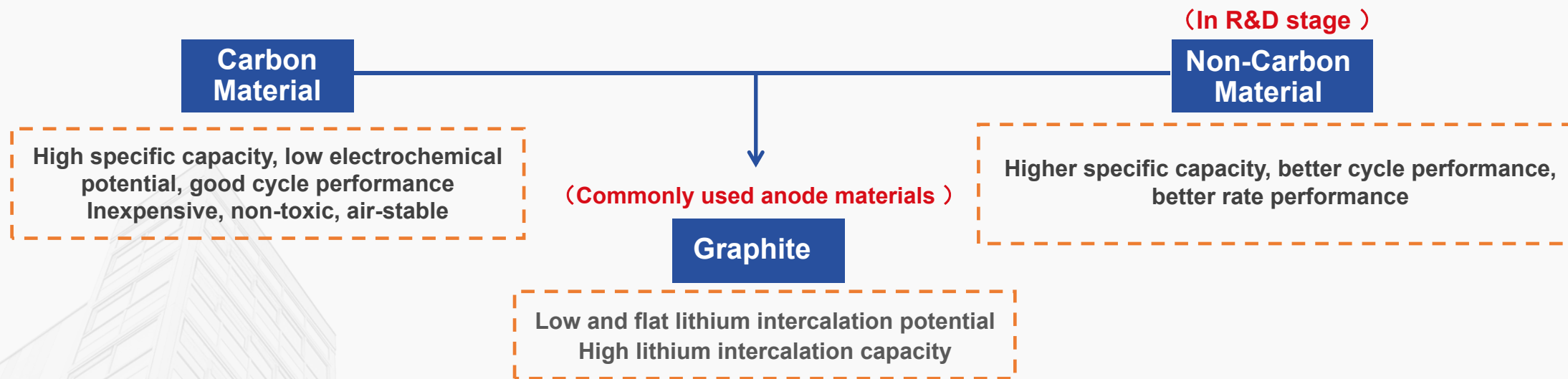
Lithium carbonate (Ganfeng Lithium、JSMC、CHANGHE HUALI)
Iron phosphate (Annada、YUNX, etc.)

The target customers are mainly lithium iron phosphate battery manufacturers:

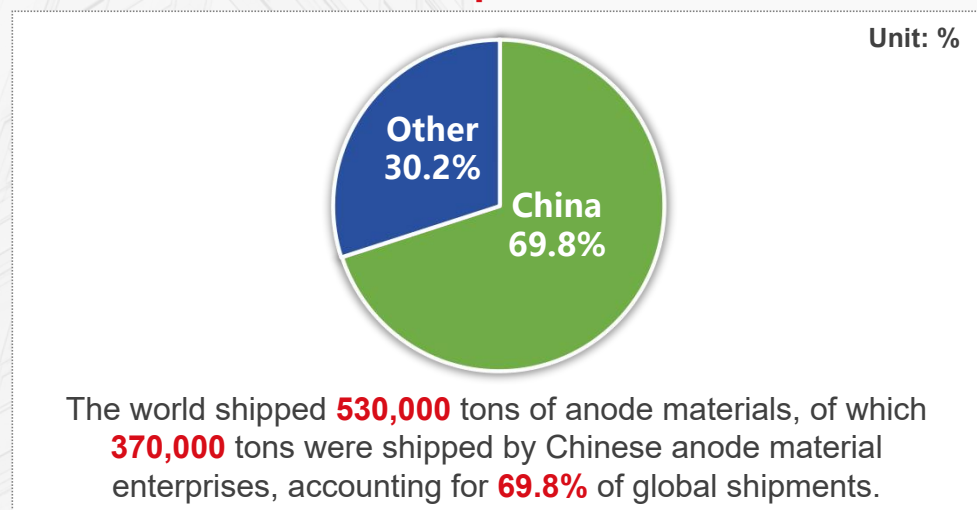
CATL (300750) , BYD (002594) , EVE (300014) LISHEN (603819)
BAK (CBAK), SVOLT and CALB, etc.

New energy, new industry, new future

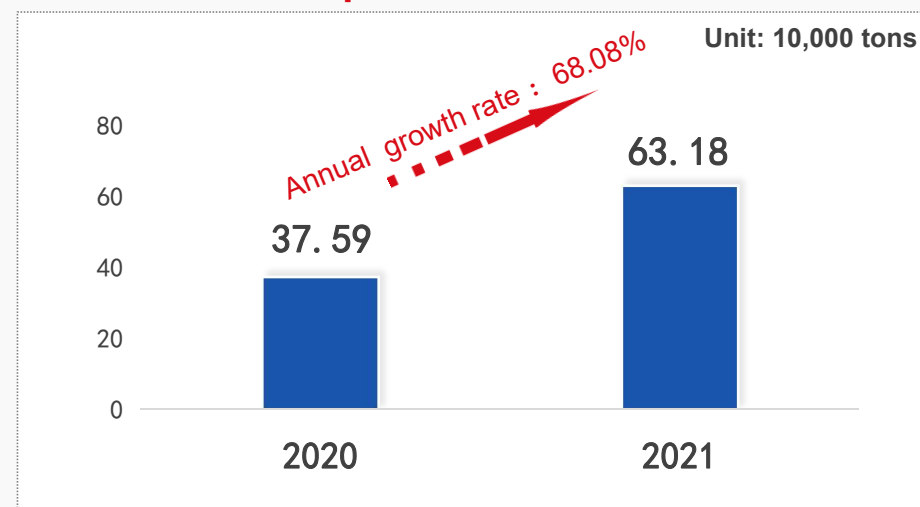
3.5 New Energy Materials-Anode Materials



Proportion of global anode material shipments in 2020



Comparison of lithium anode material shipments in China



Data source: Xinyu Lithium Battery, Bank of China Securities

3.5 New Energy Materials-Anode Materials(continued)

Project Construction Overview

The company cooperated with Sunway Co., Ltd., a leading enterprise in the domestic special cable industry, to invest in the construction of a Southwest manufacturing base of new energy, jointly build "China's Green Silicon Valley", to create a whole industrial chain of crystalline silicon photovoltaics and to lead the vigorous development of Leshan's new energy materials industry, building a modern industrial system.

Upstream raw material suppliers:

Needle coke (Fangda Carbon, BAOTAILONG, Yongdong and Shanxi Coking, etc.)
Asphalt (Baoli Asphalt, CBMB and Silver, etc.)

The target customers are mainly lithium iron phosphate battery manufacturers:

CATL (300750), BYD (002594), EVE (300014) and CALB, etc.

New energy, new industry, new future



Aerial view of the effect of the new energy southwest manufacturing base project



In-depth negotiation and consultation with the government on the project construction

3.6 New energy materials-CKB lithium battery recycling



Aerial view of China's first set of cement kilns to treat waste lithium batteries



Real scene of CKB lithium battery recycling project

Project Construction Overview

The company jointly developed CKB lithium battery recycling pilot project with Kawasaki Heavy Industries of Japan, **creating the world's first set of roasting process to dispose of waste lithium batteries**. The project is planned to be built in two phases, of which the first phase of the project is planned to dispose of 5000 tons/year of waste lithium batteries, the construction has been completed and is expected to be put into operation in June this year.

Upstream raw material suppliers:

Anhui Yongjian Hydraulic Co., Ltd.,
Anhui Qifan New Energy Technology Co., Ltd.
Anhui Dingheng Industrial Group Co., Ltd.,
Wuhu Nengfu Renewable Resources Co., Ltd.
Shanghai Hengchuang Ruidong Energy Co., Ltd.,
Wuhu Chery Resources Technology Co., Ltd.

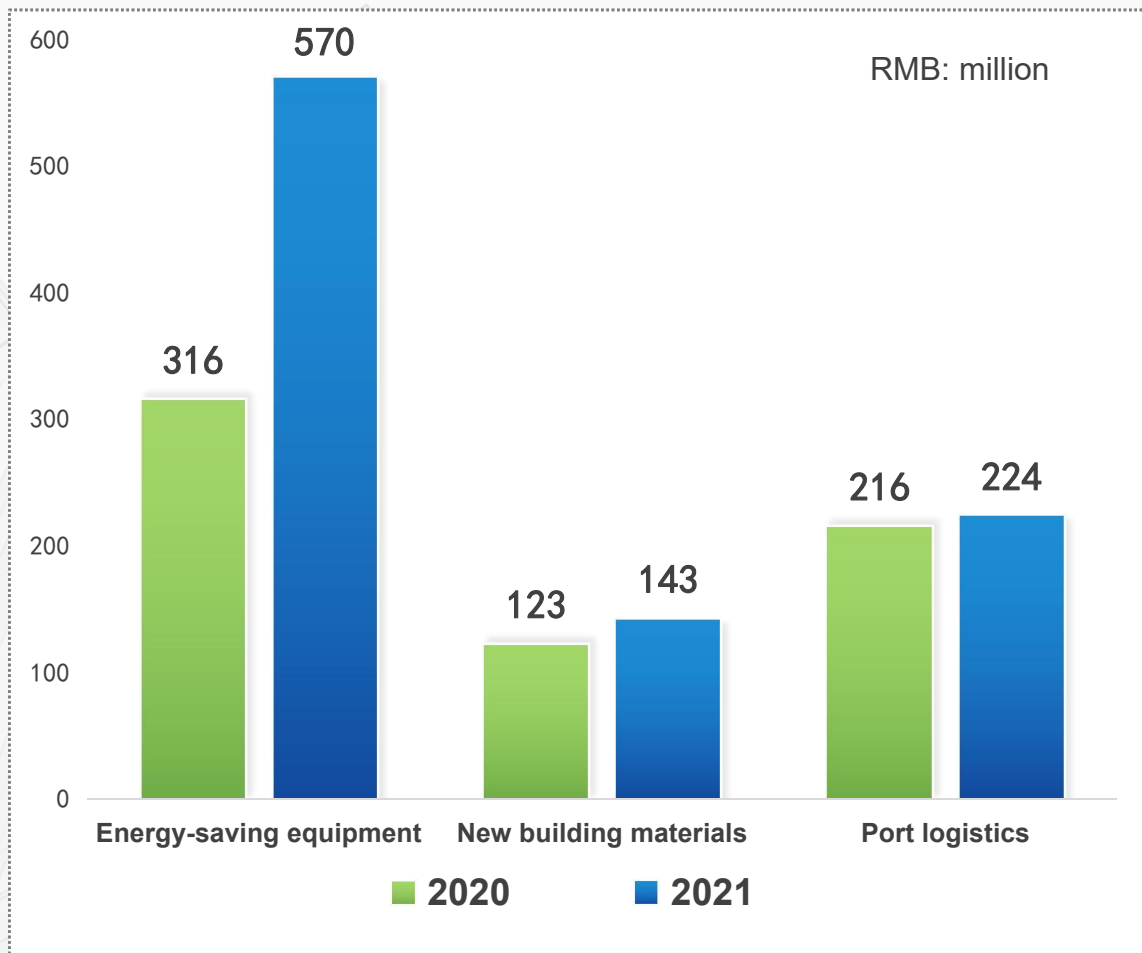
The target customers are mainly lithium iron phosphate battery manufacturers:

Guoxuan Hi-Tech (002074),
Chizhou Sean New Materials Co., Ltd., etc.

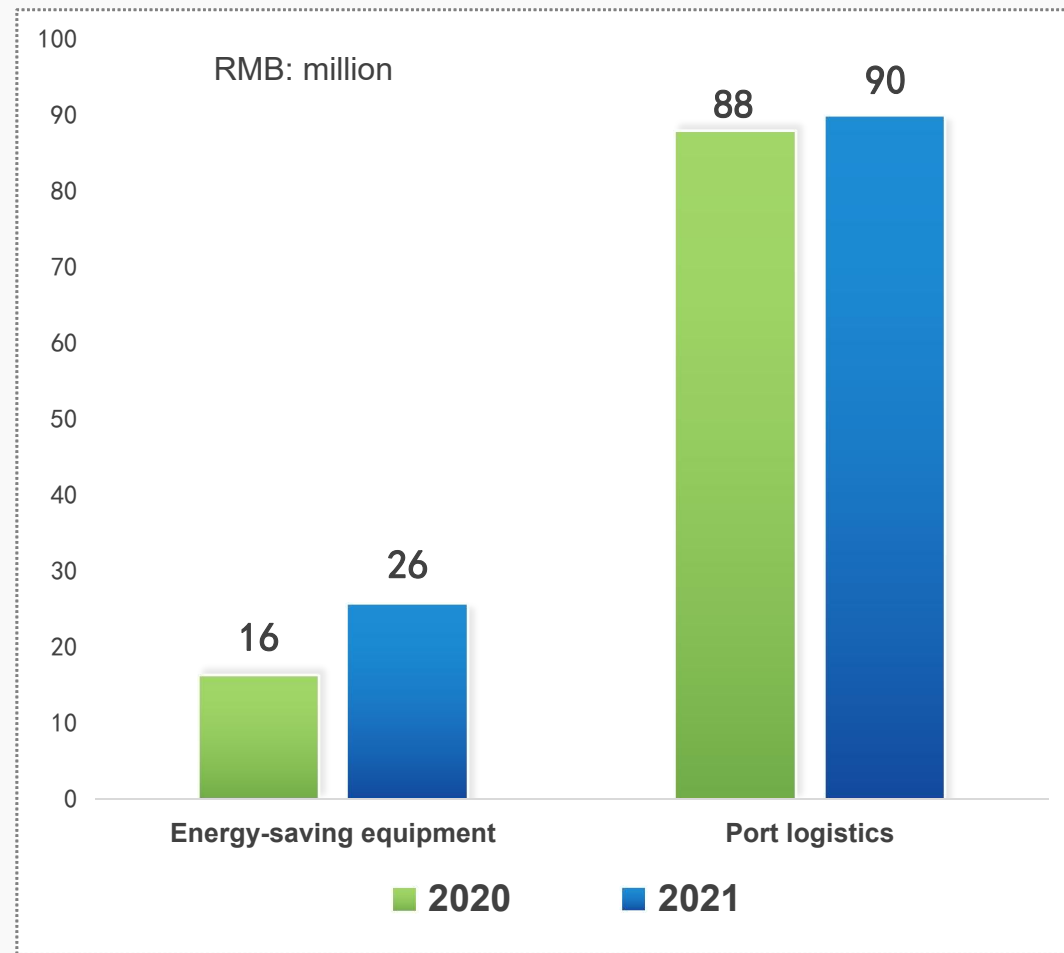
New energy, new industry, new future

3.6 Operating Performance of Other Segments


Operating revenue of other segments



Net profit of other segments attributable to parent company



4 Outlook



4.1 Future Priorities

High-quality promotion of waste disposal A new round of industrial development

Focus on the segmented areas of the waste disposal business, actively carry out industry mergers and acquisitions, seize the opportunities for national green development, and seek business transformation and upgrading.



Vigorously develop new energy materials sector Create a new driving force for development

The company will give full play to its resource advantages and market advantages, accelerate the project construction, and **strive to realize the production of cathode materials within this year**, and strive to become a benchmark enterprise in the industry.



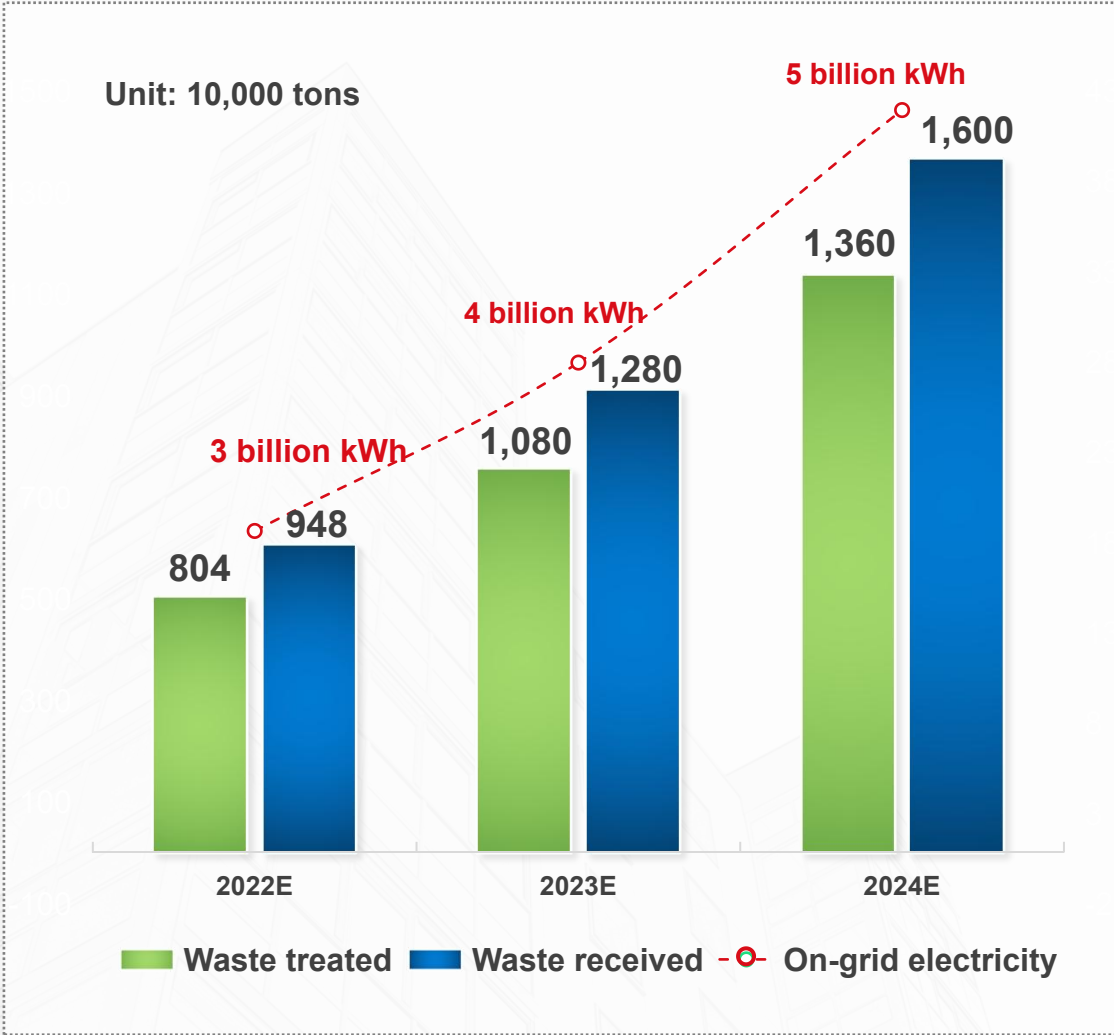
Focus on the "double carbon" field Drive business innovation

Seize the development opportunities of national industrial upgrading and transformation, seek the implementation of **"dual-carbon"** new technology research and development, and expand environmental protection business.

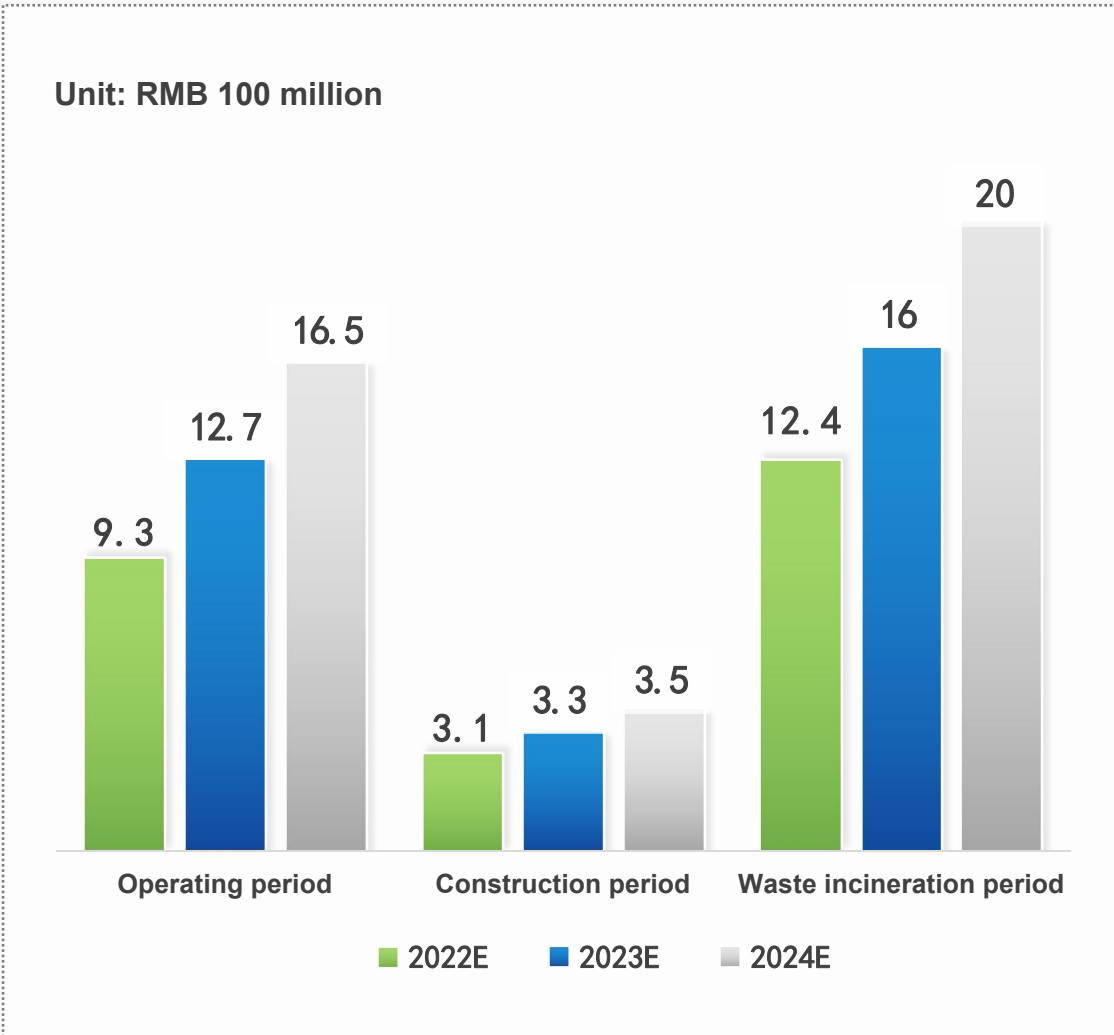


4.2 Waste Power Generation Index Prediction

Waste treated and waste received prediction



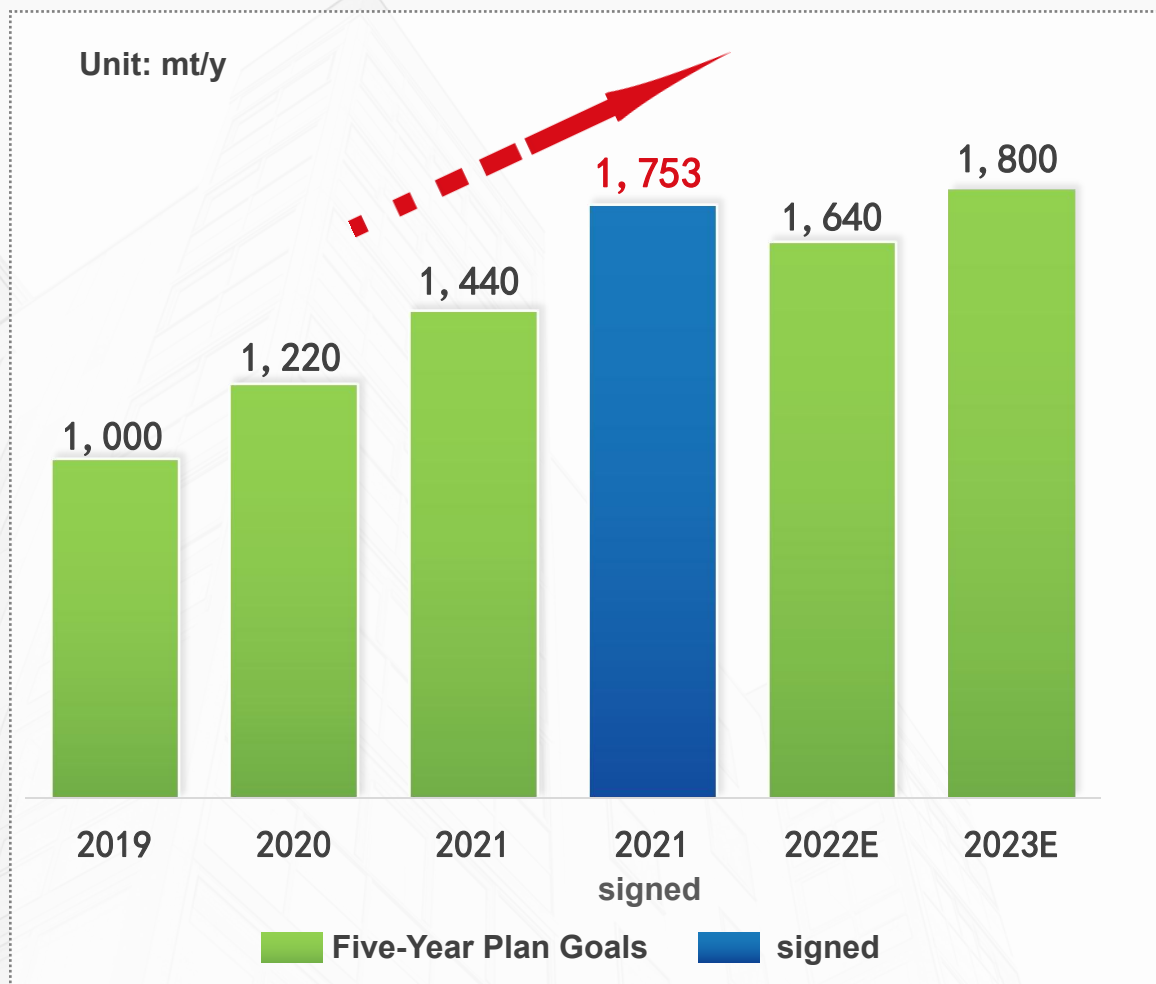
Net Profit Attributable to Parent Company



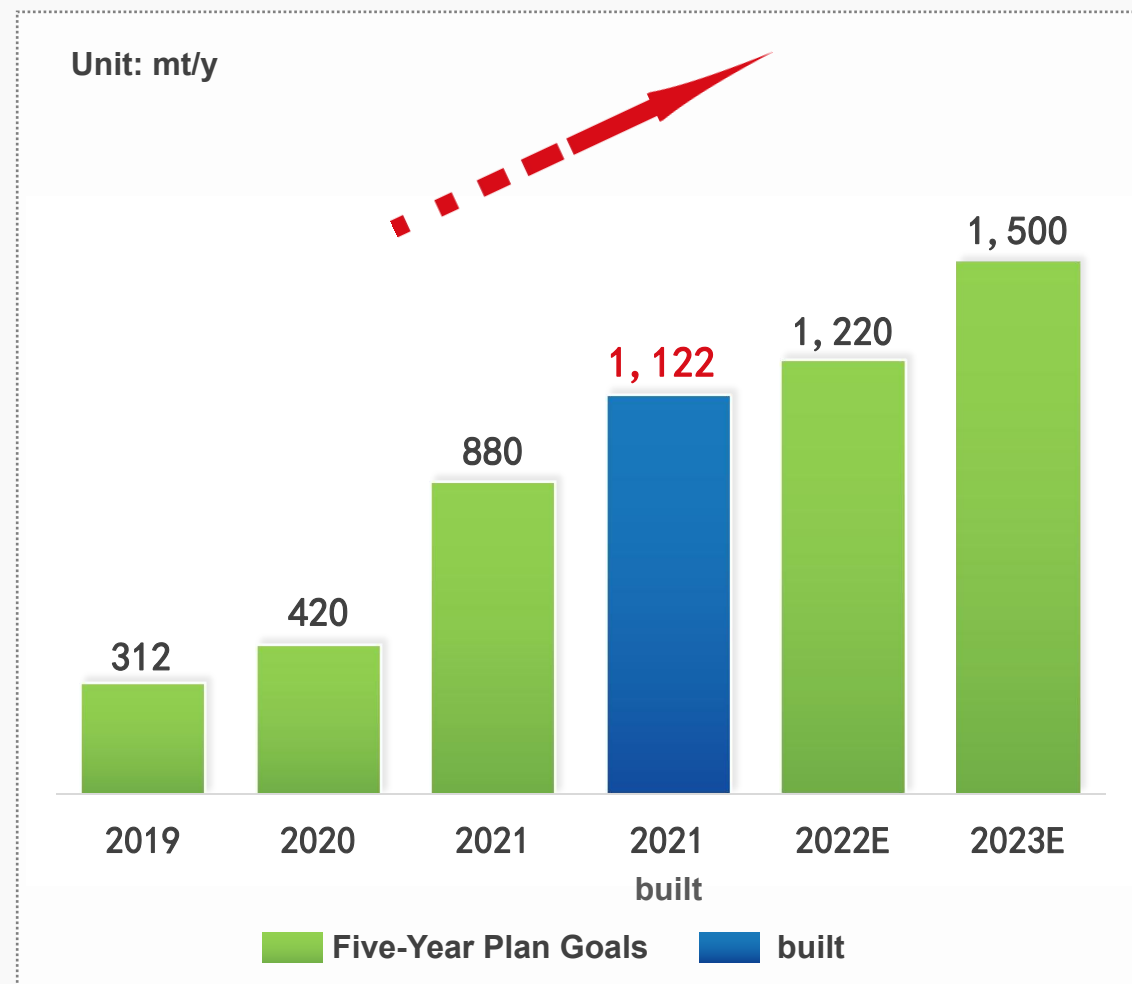
4.3 Contracting and Production Planning of Waste Incineration Solutions

We regard “Five-year Target Plan” as the development objective and strive to become a large-scale environmental protection conglomerate **top in China** and **leading in the world**.

Contract scale planning



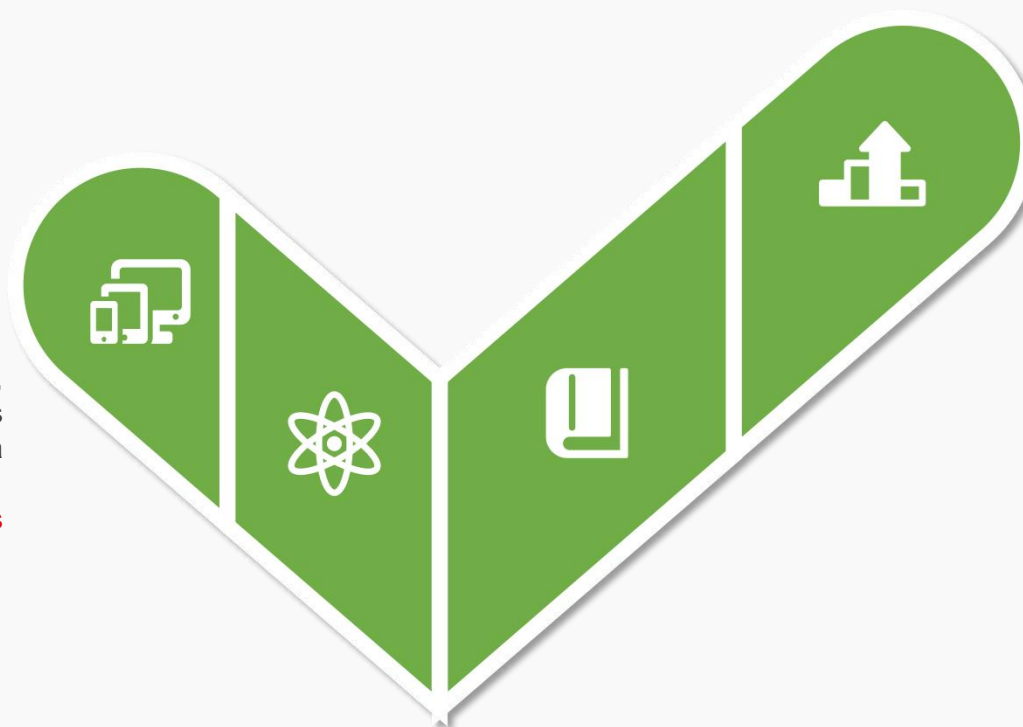
Processing Capacity Planning



4.4 The future development direction of new energy materials

High starting point, high quality, high standard Build an industry benchmark enterprise

Combining the characteristics of the industry, the company chooses a production process system with a high degree of automation and a large scale of production capacity to achieve the goal of "top five in the industry in three years and top three in the industry in five years".




Establish R&D institutions Increase technology research and development and cooperation

Establish provincial and above technology research and development centers, cooperate with well-known domestic universities and research institutions, introduce professional talents, strengthen the research and development and innovation of new products and new process technologies, and occupy the commanding heights of industry technology.

Accelerate the progress of the project, select the site to build the production base

Seize the development opportunity, determine the project production process technology and equipment complete plan, clarify the market development path and raw material supply channels.

Appendix: Project Lists



Appendix 1 Waste Power Generation Projects

Construction status	No.	Project location	Processing capacity	Time of completion	Way of cooperation
In operation	1	Jinzhai , Anhui Province	2×100,000 tonnes/year (2×300 tonnes/day)	January 2016	Wholly-owned projects
	2	Tongren , Guizhou Province	2×100,000 tonnes/year (2×300 tonnes/day)	July 2017	
	3	Yanshan , Yunnan Province	100,000 tonnes/year (300 tonnes/day)	August 2017	
	4	Huoqiu , Anhui Province	2×140,000 tonnes/year (2×400 tonnes/day)	January 2018	
	5	Li County, Hunan Province	2×140,000 tonnes/year (2×400 tonnes/day)	April 2018	
	6	Songming , Yunnan Province (Phase 1)	100,000 tonnes/year (300 tonnes/day)	January 2019	
	7	Shanggao , Jiangxi Province	140,000 tonnes/year (400 tonnes/day)	February 2019	
	8	Yiyang , Jiangxi Province	2×100,000 tonnes/year (2×300 tonnes/day)	June 2019	
	9	Shache , Xinjiang	2×100,000 tonnes/year (2×300 tonnes/day)	June 2019	
	10	Sishui , Shandong Province	140,000 tonnes/year (400 tonnes/day)	June 2019	
	11	Bole , Xinjiang	100,000 tonnes/year (300 tonnes/day)	July 2019	
	12	Yang County, Shaanxi Province	100,000 tonnes/year (300 tonnes/day)	October 2019	
	13	Baoshan , Yunnan Province	2×140,000 tonnes/year (2×400 tonnes/day)	January 2020	

Appendix 2 Waste Power Generation Projects

Construction status	No.	Project location	Processing capacity	Time of completion	Way of cooperation
In operation	14	Fuquan , Guizhou Province	2x100,000 tonnes/year (2x300 tonnes/day)	January 2020	Wholly-owned projects
	15	Lujiang , Anhui Province	2× 180,000 tonnes/year (2× 500 tonnes/day)	January 2020	
	16	Xianyang , Shaanxi Province	2× 250,000 tonnes/year (2× 750 tonnes/day)	July 2020	
	17	Xishui , Guizhou Province (Phase 1)	140,000 tonnes/year (400 tonnes/day)	July 2020	
	18	Shizhu , Chongqing City	100,000 tonnes/year (300 tonnes/day)	August 2020	
	19	Huoshan , Anhui Province	140,000 tonnes/year (400 tonnes/day)	August 2020	
	20	Tengchong , Yunnan Province	100,000 tonnes/year (300 tonnes/day)	November 2020	
	21	Ningguo , Anhui Province	140,000 tonnes/year (400 tonnes/day)	November 2020	
	22	Luxi , Yunnan Province	2× 100,000 tonnes/year (2× 300 tonnes/day)	January 2021	
	23	Mangshi, Yunnan Province	100,000 tonnes/year (300 tonnes/day)	March 2021	
	24	Luoping , Yunnan Province	100,000 tonnes/year (300 tonnes/day)	March 2021	
	25	Dexing , Jiangxi Province	140,000 tonnes/year (400 tonnes/day)	November 2020	
	26	Zongyang , Anhui Province (Phase 1)	140,000 tonnes/year (400 tonnes/day)	April 2021	Wholly-owned project

Appendix 3 Waste Power Generation Projects

Construction status	No.	Project location	Processing capacity	Time of completion	Way of cooperation
In operation	27	Shahe , Hebei Province (Phase 1)	2×180,000 tonnes/year (2×500 tonnes/day)	April 2021	The Group holding 66%
	28	Shimen , Hunan Province	180,000 tonnes/year (500 tonnes/day)	May 2021	Wholly-owned projects
	29	Jiuquan , Gansu Province	180,000 tonnes/year (500 tonnes/day)	June 2021	
	30	Manzhouli, Inner Mongolia	140,000 tonnes/year (400 tonnes/day)	June 2021	
	31	Hanshou , Hunan Province	140,000 tonnes/year (400 tonnes/day)	June 2021	
	32	Suiyang , Guizhou Province	140,000 tonnes/year (400 tonnes/day)	June 2021	The Group holding 70%
	33	Panshi , Jilin Province	140,000 tonnes/year (400 tonnes/day)	July 2021	Wholly-owned projects
	34	Pingguo , Guangxi Province	140,000 tonnes/year (400 tonnes/day)	July 2021	
	35	Tongchuan , Shaanxi Province	180,000 tonnes/year (500 tonnes/day)	August 2021	
	36	Zhenxiong , Yunnan Province (Phase 1)	180,000 tonnes/year (500tonnes/day)	September 2021	
	37	Shuangfeng , Hunan Province	180,000 tonnes/year (500 tonnes/day)	October 2021	
	38	Hejin , Shanxi Province	180,000 tonnes/year (500 tonnes/day)	October 2021	
39	Pingliang , Gansu Province	180,000 tonnes/year (500 tonnes/day)	November 2021		

Appendix 4 Waste Power Generation Projects

Construction status	No.	Project location	Processing capacity	Time of completion	Way of cooperation
In operation	40	Binzhou , Shaanxi Province	100,000 tonnes/year (300 tonnes/day)	November 2021	Wholly-owned project
	41	Tongzi , Guizhou Province	140,000 tonnes/year (400 tonnes/day)	November 2021	The Group holding 70%
	42	Wuwei , Anhui Province (Phase 1)	180,000 tonnes/year (500 tonnes/day)	December 2021	Wholly-owned projects
In operation (Project acquired)	43	Luanzhou , Hebei Province	180,000 tonnes/year (500 tonnes/day)	January 2021	
	44	Guantao , Hebei Province	180,000 tonnes/year (500 tonnes/day)	January 2021	
	45	Guan County, Shandong Province	200,000 tonnes/year (600 tonnes/day)	March 2020	The Group holding 90%
	46	ChiPing, Shandong Province	200,000 tonnes/year (600 tonnes/day)	June 2018	The Group holding 95%
	47	Jinxiang , Shandong Province	280,000 tonnes/year (800 tonnes/day)	October 2019	The Group holding 90%
	48	Baotou , Inner Mongolia	480,000 tonnes/year (1,350 tonnes/day)	December 2012	Wholly-owned project
	49	Hohhot, Inner Mongolia (Phase 1)	630,000 tonnes/year (1,750 tonnes/day)	November 2017	The Group holding 70%
	50	Jilin , Jilin Province	540,000 tonnes/year (1,500 tonnes/day)	January 2009	The Group holding 99%
	51	Bijie, Guizhou Province	280,000 tonnes/year (800 tonnes/day)	April 2021	The Group holding 90%
	52	Jingdezhen, Jiangxi Province	360,000 tonnes/year (1,000tonnes/day)	November 2016	The Group holding 70%
Sub-total		10,480,000 tonnes/year (30,050 tonnes/day)			

Appendix 5 Waste Power Generation Projects

Construction status	No.	Project location	Processing capacity	Time of completion	Way of cooperation
Under construction	53	Fugou , Henan Province	200,000 tonnes/year (600 tonnes/day)	April 2022	Wholly-owned projects
	54	Suzhou , Anhui Province	180,000 tonnes/year (500 tonnes/day)	May 2022	
	55	Luzhai , Guangxi Province	140,000 tonnes/year (400 tonnes/day)	May 2022	
	56	Zhangjiakou , Hebei Province	180,000 tonnes/year (500 tonnes/day)	June 2022	
	57	Du' an , Guangxi Province	180,000 tonnes/year (500 tonnes/day)	June 2022	
	58	Hohhot , Inner Mongolia (Phase 2)	250,000 tonnes/year (750 tonnes/day)	June 2022	The Group holding 70%
	59	Longkou , Shandong Province	200,000 tonnes/year (600 tonnes/day)	July 2022	The Group holding 60%
	60	Bac Ninh, Vietnam	100,000 tonnes/year (300 tonnes/day)	August 2022	The Group holding 95%
	61	Naiman Banner, Inner Mongolia	140,000 tonnes/year (400 tonnes/day)	September 2022	Wholly-owned projects
	62	He County, Anhui Province	200,000 tonnes/year (600 tonnes/day)	October 2022	
	63	Fengning , Hebei Province	100,000 tonnes/year (300 tonnes/day)	November 202	
	64	Shulan , Jilin Province	140,000 tonnes/year (400 tonnes/day)	January 2023	
	65	Jinning , Yunnan Province	140,000 tonnes/year (400 tonnes/day)	May 2023	
	66	Taolan , Jilin Province	140,000 tonnes/year (400 tonnes/day)	June 2023	
67	Weichang , Hebei Province	100,000 tonnes/year (300 tonnes/day)	June 2023		
Sub-total		2,390,000 tonnes/year (6,950 tonnes/day)			

Appendix 6 Waste Power Generation Projects

Construction status	No.	Project location	Processing capacity	Time of completion	Way of cooperation
Under approval and planning	68	Xichou , Yunan Province	140,000 tonnes/year (400 tonnes/day)	/	Wholly-owned projects
	69	Qingzhen , Guizhou Province	2x180,000 tonnes/year (2x500 tonnes/day)	/	
	70	Songming , Yunnan Province (Phase 2)	100,000 tonnes/year (300 tonnes/day)	/	
	71	Wushan ,Chongqing City	140,000 tonnes/year (400 tonnes/day)	/	
	72	Huayin , Shaanxi Province	140,000 tonnes/year (400 tonnes/day)	/	
	73	Tai' an , Liaoning Province	140,000 tonnes/year (400 tonnes/day)	/	
	74	Haidong , Qinghai Province	180,000 tonnes/year (500 tonnes/day)	/	
	75	Meitan , Guizhou Province	200,000 tonnes/year (600 tonnes/day)	/	The Group holding 90%
	76	Qiyang , Hunan Province	180,000 tonnes/year (500 tonnes/day)	/	Wholly-owned projects
	77	Liangping , Chongqing City	140,000 tonnes/year (400 tonnes/day)	/	
	78	Danjiangkou , Hubei Province	100,000 tonnes/year (300 tonnes/day)	/	The Group holding 60%
	79	Yongde , Yunnan Province	180,000 tonnes/year (500 tonnes/day)	/	Wholly-owned projects
	80	Xuan Son, Vietnam	2x180,000 tonnes/year (2x500 tonnes/day)	/	The Group holding 51%
	81	Gampaha District, Sri Lanka	180,000 tonnes/year (500 tonnes/day)	/	The Group holding 97.5%

Appendix 7 Waste Power Generation Projects

Construction status	No.	Project location	Processing capacity	Time of completion	Way of cooperation
Pipeline projects	82	Zhenxiong , Yunnan Province (Phase 2)	180,000 tonnes/year (500 tonnes/day)	/	Wholly-owned projects
	83	Wuwei , Anhui Province (Phase 2)	180,000 tonnes/year (500 tonnes/day)	/	
	84	Shahe , Hebei Province (Phase 2)	2x180,000 tonnes/year (2x500 tonnes/day)	/	The Group holding 66%
	85	Nanyang , Henan Province	200,000 tonnes/year (600 tonnes/day)	/	Wholly-owned projects
	86	Xishui , Guizhou Province (Phase 2)	140,000 tonnes/year (400 tonnes/day)	/	
	87	Zongyang , Anhui Province (Phase 2)	140,000 tonnes/year (400 tonnes/day)	/	
	88	Thai Nguyen, Vietnam	180,000 tonnes/year (500 tonnes/day)	/	The Group holding 51%
Sub-total		3,920,000 tonnes/year (11,100 tonnes/day)			
Total		16,790,000 tonnes/year (48,100 tonnes/day)			

Appendix 8 CKK Projects

Construction status	No.	Project location	Processing capacity	Time of completion	Way of cooperation
In operation	1	Yuping , Guizhou Province	BOT	30,000 tonnes/year (100 tonnes/day)	The Group holding 70%
	2	Qingzhen , Guizhou Province		100,000 tonnes/year (300 tonnes/day)	Wholly-owned projects
	3	Yangchun , Guangdong Province		70,000 tonnes/year (200 tonnes/day)	
	4	Qiyang , Hunan Province		100,000 tonnes/year (300 tonnes/day)	
	5	Fusui , Guangxi Province		70,000 tonnes/year (200 tonnes/day)	
	6	Nanjiang , Sichuan Province		70,000 tonnes/year (200tonnes/day)	
	7	Lingyun , Guangxi Province		30,000 tonnes/year (100 tonnes/day)	
	8	Linxia, Gansu Province		100,000 tonnes/year (300 tonnes/day)	
	9	Xing'an , Guangxi Province		100,000 tonnes/year (300 tonnes/day)	
	10	Yingjiang , Yunnan Province		70,000 tonnes/year (200 tonnes/day)	
Total		740,000 tonnes/year (2,200 tonnes/day)			

Thank You!

